

St. Brigid's Day, or Lá Fhéile Bríde, is celebrated on February 1st each year. It marks the beginning of spring in Ireland and honors St. Brigid, one of the country's most beloved saints.

As Ireland's only female Patron Saint, Brigid is a powerful symbol of fertility, new beginnings and renewal. St. Brigid's Day also signals the turning of the seasons and the arrival of longer, brighter days.

What is Brigid's cross?

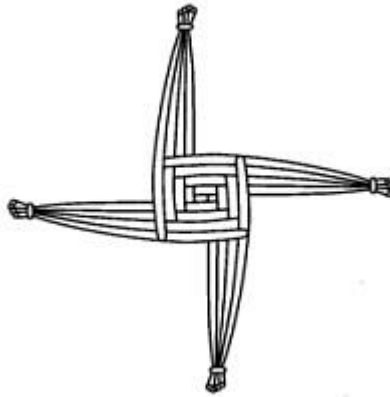
A famous tradition on St. Brigid's Day is making St. Brigid's Crosses, woven from rushes or straw. These crosses are placed above doorways to protect the home from fire, illness, and misfortune, symbolizing St. Brigid's warmth and care.

Traditionally, St. Brigid's Cross was hung above doorways to protect the home from fire, illness, and misfortune, but today, it is often worn as a brooch, necklace, or charm, bringing good luck and fortune to those who carry it.

A Day of Celebration.

St. Brigid's Day is also a celebration of Irish heritage, culture, and the promise of spring. Whether you're honoring her with a cross or simply appreciating the season's change, it's a Bank Holiday weekend of renewal, hope, and connection to nature.

How to make a St. Brigid's Cross



Get at least 12 pieces of reed or straw (16 is better).
Take the shortest one and hold upright.



Take a second straw and fold it in the middle.



Wrap the second straw around the first straw
at the center so that it opens to your right.



Pull it tight.



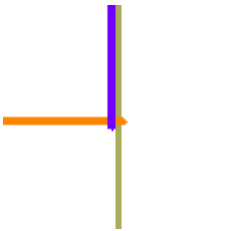
Rotate the assemblage 90 degrees counter-clockwise, holding it at the center where the straws come together.



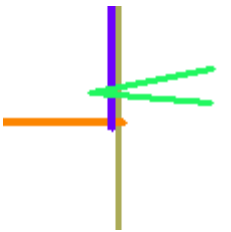
Take a third straw and wrap it around the second straw so that it opens to your right.



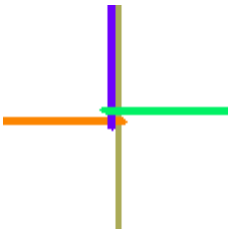
Pull it tight.



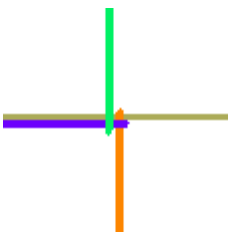
Rotate the assemblage 90 degrees counter-clockwise, holding it at the center where the straws come together.



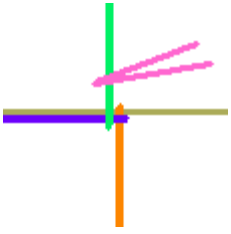
Take a fourth straw and wrap it around the third straw so that it opens to your right.



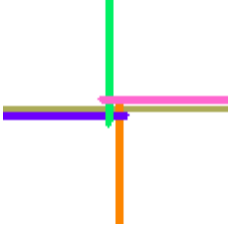
Pull it tight.



Rotate the assemblage 90 degrees counter-clockwise, holding it at the center where the straws come together.



Take a fifth straw and fold it around the fourth straw so that it opens to your right.




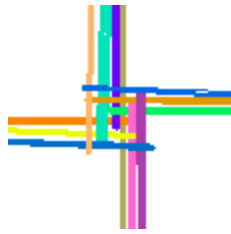
Pull it tight.

Repeat this process until at least 12 straws are used.


You will always be adding a straw at the top so it opens to your right, then turning the entire assemblage 90 degrees counter-clockwise, and repeating ("Add to the right, turn to the left").

Secure the ends of the arms of the Cross with twine, elastic, ribbon, etc., and trim the ends of the straws so that they're even.





■Back



PRAAYER TO ST. BRIGID

*St. Brigid, you were a woman of peace.
You brought harmony where there
was conflict.*

*You brought light to the darkness.
You brought hope to the downcast.*

*May the mantle of your peace
cover those who are troubled
and anxious, and may peace
be firmly rooted in our hearts
and in our world.*

*Inspire us to act justly and to reverence
all God has made.*

*St. Brigid, you were a voice
for the wounded and the weary.
Strengthen what is weak within us.*

*Calm us into a quietness
that heals and listens.*

*May we grow each day
into greater wholeness
in mind, body, and spirit.*

AMEN



Stained Glass window depicting St. Brigid
from St. Patrick's Chapel
St. Jerome Parish, Holyoke, MA

■